POLARIS®

COMPRESSION CONNECTORS

POWER CONNECTORS

CONFIDENCE UNDER PRESSURE

Our **Compression Connectors** are the pro's choice for reliability and ease of use. They're compatible with over 35 major crimp tools and come with clearly legible size markings to save installers time. Plus, we offer a complete range for any application, from power distribution to data centers.

MULTIPLE OPTIONS

SCAN
For installation instructions

ALUMINUM SPLICES
ASC-T

COPPER SPLICES
SC, SC-B

BI-METALLIC PIN TERMINALS
PT

ALUMINUM PIN TERMINALS
PTS, PTO

COMPRESSION SLEEVES
ISC

COMPRESSOR TAPS
WRD

Improved Performance
Experience better conductivity, excellent reliability, and reduced downtime with Polaris connectors.

Enhanced Durability
Our corrosion-resistant connectors withstand the elements, ensuring longlasting performance.

Simplified Installation
Save time and labor with our easy-to-use compression design.

Oxide Inhibitor
Aluminum connectors are pre-filled with oxide inhibitor to protect against oxidation.

Clear Color Coding
Each connector is color coded with clear indication of conductor size and crimp location.

UL-Listed 35+ Major Tools
Use your favorite crimp tool and die. Polaris connectors are listed for use with tools from most major brands.

COMPRESSION PINS

PT SERIES

Bi-Metallic Aluminum

FEATURES

- Designed to facilitate termination of aluminum conductors to copper terminals.
- Pin: Stranded Copper, tin plated.
- Connector is pre-filled with oxide inhibitor.
- A cover is provided for quick installation.
- Fully rated for incoming conductor (Not derated by the pin).

SPECIFICATIONS

- UL486A/B Listed for Wire Connector.
- Class B/C compressed, concentric, and compact conductor.
- UL listed to 35 kV when properly installed to cable manufacturers specifications.
- Use of cover reduces voltage specification to 600V max.
- Temperature rating 90C AL9CU.

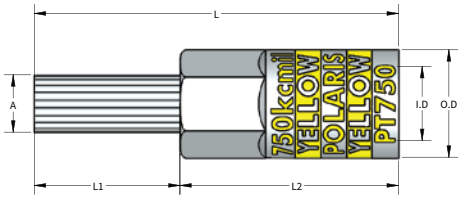

PART #	L (IN)	W (IN)	H (IN)	CONDUCTOR		DIE COLOR CODE	INSIDE DIA. (IN)	OUTSIDE DIA. (IN)	BARREL LENGTH L2 (IN)	WIRE RANGE	PIN SIZE (IN)	PIN LENGTH L1 (IN)	PIN DIA. A (IN)
				RATING	TYPE								
PT2	2.45	0.64	0.64	AL9CU	Al	Orange	0.31	0.64	1.54	2 AWG	# 4	2.440	0.228
PT1	2.54	0.64	0.64	AL9CU	Al	Orange	0.35	0.64	1.54	1 AWG	# 3	2.539	0.279
PT1/0	3.41	0.90	0.90	AL9CU	Al	Orange	0.37	0.90	2.14	1/0 AWG	# 2	3.405	0.287
PT2/0	3.34	0.88	0.88	AL9CU	Al	Red	0.43	0.88	2.09	2/0 AWG	# 1	3.342	0.322
PT3/0	3.60	0.91	0.91	AL9CU	Al	Red	0.48	0.91	2.14	3/0 AWG	1/0	3.598	0.362
PT4/0	3.52	0.91	0.91	AL9CU	Al	Red	0.55	0.91	2.06	4/0 AWG	2/0	3.523	0.405
PT250	3.86	1.14	1.14	AL9CU	Al	Brown	0.59	1.14	2.31	250 MCM	3/0	3.858	0.44
PT300	4.09	1.16	1.16	AL9CU	Al	Brown	0.65	1.16	2.39	300 MCM	4/0	4.086	0.523
PT350	4.09	1.16	1.16	AL9CU	Al	Brown	0.70	1.16	2.38	350 MCM	4/0	4.082	0.496
PT400	4.36	1.30	1.30	AL9CU	Al	Pink	0.76	1.30	2.38	400 MCM	250	4.362	0.582
PT500	4.19	1.33	1.33	AL9CU	Al	Pink	0.84	1.33	2.35	500 MCM	350	4.192	0.681
PT600	4.95	1.50	1.50	AL9CU	Al	Yellow	0.92	1.50	3.05	600 MCM	350	4.960	0.688
PT750	5.01	1.48	1.48	AL9CU	Al	Yellow	1.02	1.48	3.01	750 MCM	500	5.007	0.787

COMPRESSION PINS

PTS SERIES

Dual Rated Aluminum Center Pin

FEATURES

- All-aluminum pin terminal designed for termination of both aluminum and copper conductors.
- The pin is solid aluminum.
- Tin plated to provide low contact resistance and oxidation protection.
- Connector is prefilled with Oxide Inhibitor and capped with color coded cap indicating color of die to use.
- A cover is provided for quick installation.
- Fully rated for incoming conductor (Not derated by the pin).

SPECIFICATIONS

- UL486A/B Listed for Wire Connector.
- Class B/C compressed, concentric, and compact conductor.
- UL listed to 35 kV when properly installed to cable manufacturers specifications.
- Use of cover reduces voltage specification to 600V max.
- Temperature rating 90C AL9CU.

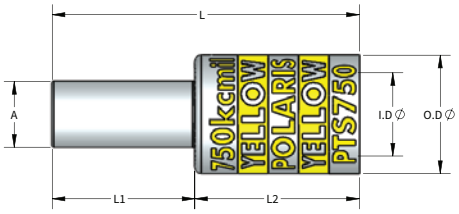

PART #	L (IN)	W (IN)	H (IN)	CONDUCTOR		DIE COLOR CODE	INSIDE DIA. (IN)	OUTSIDE DIA. (IN)	BARREL LENGTH L2 (IN)	WIRE RANGE	PIN SIZE (IN)	PIN LENGTH L1 (IN)	PIN DIA. A (IN)
				RATING	TYPE								
PTS6	1.85	0.60	0.60	AL9CU	Cu, Al	Tan	0.19	0.60	1.17	6 AWG	4	0.681	0.240
PTS4	1.85	0.60	0.60	AL9CU	Cu, Al	Tan	0.24	0.60	1.17	4 AWG	4	0.681	0.240
PTS2	1.85	0.60	0.60	AL9CU	Cu, Al	Tan	0.30	0.60	1.17	2 AWG	4	0.680	0.240
PTS1	2.01	0.60	0.60	AL9CU	Cu, Al	Tan	0.32	0.60	1.17	1 AWG	3	0.830	0.250
PTS1/0	2.01	0.60	0.60	AL9CU	Cu, Al	Tan	0.37	0.60	1.17	1/0 AWG	2	0.830	0.290
PTS2/0	2.21	0.85	0.85	AL9CU	Cu, Al	White	0.43	0.85	1.37	2/0 AWG	1	0.830	0.330
PTS3/0	2.59	0.85	0.85	AL9CU	Cu, Al	White	0.48	0.85	1.37	3/0 AWG	1/0	1.220	0.370
PTS4/0	2.59	0.85	0.85	AL9CU	Cu, Al	White	0.54	0.85	1.37	4/0 AWG	2/0	1.220	0.420
PTS250	2.63	1.10	1.10	AL9CU	Cu, Al	Brown	0.60	1.10	1.41	250 MCM	3/0	1.220	0.460
PTS300	2.75	1.10	1.10	AL9CU	Cu, Al	Brown	0.66	1.10	1.41	300 MCM	4/0	1.330	0.530
PTS350	2.75	1.10	1.10	AL9CU	Cu, Al	Brown	0.72	1.10	1.41	350 MCM	250	1.330	0.570
PTS400	3.08	1.31	1.31	AL9CU	Cu, Al	Pink	0.77	1.31	1.48	400 MCM	300	1.590	0.620
PTS500	3.08	1.31	1.31	AL9CU	Cu, Al	Pink	0.84	1.31	1.48	500 MCM	350	1.590	0.680
PTS600	3.67	1.46	1.46	AL9CU	Cu, Al	Yellow	0.92	1.46	2.03	600 MCM	400	1.640	0.720
PTS750	3.79	1.46	1.46	AL9CU	Cu, Al	Yellow	1.03	1.46	2.03	750 MCM	500	1.750	0.810

COMPRESSION PINS

PTO SERIES

Dual Rated Aluminum Offset Pin

FEATURES

- All-aluminum pin terminal designed for termination of both aluminum and copper conductors.
- Pin is offset for use in tight applications while providing ease of installation in side by side applications.
- The pin is solid aluminum.
- Tin plated to provide low contact resistance and oxidation protection.
- Connector is prefilled with Oxide Inhibitor and capped with color coded cap indicating color of die to use.
- A cover is provided for quick installation.
- Fully rated for incoming conductor (Not derated by the pin).

SPECIFICATIONS

- UL486A/B Listed for Wire Connector.
- Class B/C compressed, concentric, and compact conductor.
- UL listed to 35 kV when properly installed to cable manufacturers specifications.
- Use of cover reduces voltage specification to 600V max.
- Temperature rating 90C AL9CU.

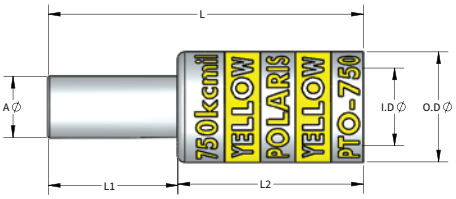

PART #	L (IN)	W (IN)	H (IN)	CONDUCTOR		DIE COLOR CODE	INSIDE DIA. (IN)	OUTSIDE DIA. (IN)	BARREL LENGTH L2 (IN)	WIRE RANGE	PIN SIZE (IN)	PIN LENGTH L1 (IN)	PIN DIA. A (IN)
				RATING	TYPE								
PTO-2/0	2.70	0.85	0.85	AL9CU	Cu, Al	White	0.44	0.85	1.57	2/0 AWG	1	1.120	0.330
PTO-3/0	2.80	0.85	0.85	AL9CU	Cu, Al	White	0.50	0.85	1.55	3/0 AWG	1/0	1.250	0.370
PTO-4/0	2.79	0.85	0.85	AL9CU	Cu, Al	White	0.55	0.85	1.51	4/0 AWG	2/0	1.270	0.420
PTO-250	2.79	1.09	1.09	AL9CU	Cu, Al	Brown	0.59	1.09	1.51	250 MCM	3/0	1.270	0.460
PTO-300	3.09	1.09	1.09	AL9CU	Cu, Al	Brown	0.66	1.09	1.62	300 MCM	4/0	1.460	0.530
PTO-350	3.09	1.09	1.09	AL9CU	Cu, Al	Brown	0.70	1.09	1.62	350 MCM	250	1.460	0.570
PTO-400	3.39	1.31	1.31	AL9CU	Cu, Al	Pink	0.76	1.31	1.70	400 MCM	300	1.680	0.620
PTO-500	3.39	1.31	1.31	AL9CU	Cu, Al	Pink	0.84	1.31	1.70	500 MCM	350	1.680	0.680
PTO-600	4.00	1.46	1.46	AL9CU	Cu, Al	Yellow	0.82	1.46	2.27	600 MCM	400	1.720	0.720
PTO-750	4.19	1.46	1.46	AL9CU	Cu, Al	Yellow	1.03	1.46	2.46	750 MCM	500	1.720	0.810

COMPRESSION TAPS
WRD SERIES
Wide Range Tap Connectors

FEATURES
- For combinations of aluminum and aluminum-copper conductors.
- Standard compression tools and dies install all sizes.
- Formable ribs provide broader contact area.
- Fold-in tabs provide positive tab interlock as tool closes.
- Made from high strength aluminum alloy.
- All connectors are irreversible.

SPECIFICATIONS
- Use of cover reduces voltage specification to 600V max.

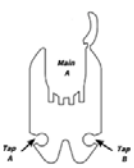

FIGURE 1

FIGURE 2

FIGURE 3

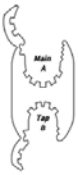

FIGURE 4

SKU	STANDARDCONDUCTOR RANGE					COMPACT CONDUCTOR RANGE				
	A GROOVE			B GROOVE		A GROOVE		B GROOVE		
	ACSR	STR	SOL	ACSR2	STR3	SOL4	ACSR5	STR6	ACSR7	STR8
WRD159	-	1.00	-	-	1	-	1	1	1	1
	2.00	2.00	2.00	2	2	2	2	2	2	2
	3.00	3.00	3.00	3	3	3	3	3	3	3
	4.00	4.00	4.00	4	4	4	4	4	4	4
	6.00	6.00	6.00	6	6	6	6	6	6	6
WRD189	-	-	3/0	-	-	1/0	-	-	-	-
	-	2/0	2/0	-	1	1	2/0	2/0	1	1
	1/0	1/0	1/0	2	2	1/0	1/0	2	2	-
	1.00	1.00	1.00	3	3	3	1	1	3	3
	2.00	2.00	-	4	4	4	2	2	4	4
	3.00	-	-	6	6	6	-	-	6	6
WRD279	-	-	4/0	-	3/0	3/0	-	-	-	-
	-	3/0	3/0	2/0	2/0	2/0	3/0	3/0	3/0	3/0
	2/0	2/0	2/0	1/0	1/0	-	2/0	2/0	2/0	2/0
	1/0	4/0	-	1	-	-	1/0	1/0	1/0	1/0
	1.00	-	-	-	-	-	-	-	-	-
WRD289	-	-	-	-	-	1/0	-	-	-	-
	-	-	-	-	1	1	-	-	1	1
	-	-	4/0	2	2	2	3/0	3/0	2	2
	-	3/0	3/0	3	3	3	2/0	-	3	3
	2/0	2/0	-	4	4	4	-	-	4	4
	1/0	-	-	6	6	6	-	-	6	6
WRD379	-	-	-	-	-	1/0	-	-	-	-
	-	-	-	-	1	1	-	-	1	1
	-	-	-	2	2	2	266-18/1	266	2	2
	4/0	4/0	-	3	3	3	250	250	3	3
	3/0	-	-	4	4	4	4/0	4/0	4	4
	-	-	-	6	6	6	-	-	6	6
WRD399	-	-	-	-	-	3/0	266-18/1	266	-	-
	-	-	-	2/0	2/0	2/0	-	250	-	3/0
	4/0	4/0	-	1/0	1/0	-	4/0	4/0	2/0	2/0
	3/0	3/0	-	1	-	-	3/0	-	1/0	1/0
WRD419	-	-	-	-	-	-	266-18/1	266-18/1	266-18/1	266
	4/0	4/0	-	4/0	4/0	-	-	250	-	250
	3/0	3/0	-	3/0	3/0	-	4/0	4/0	4/0	4/0

COMPRESSION TAPS

WRD SERIES (CONTINUED)

Wide Range Tap Connectors

SKU	STANDARDCONDUCTOR RANGE					COMPACT CONDUCTOR RANGE				
	A GROOVE			B GROOVE		A GROOVE		B GROOVE		
	ACSR	STR	SOL	ACSR2	STR3	SOL4	ACSR5	STR6	ACSR7	STR8
WRD9	-	-	1.00	-	8	8	-	-	-	-
	3.00	2.00	2.00	-	10	10	-	-	-	-
	4.00	3.00	3.00	-	12	12	-	-	-	-
	6.00	4.00	4.00	-	14	14	-	-	-	-
	6.00	-	-	-	-	-		-	-	-
WRD139	-	2/0	-	-	-	-	-	-	-	-
	1/0	1/0	-	-	-	-	-	-	-	-
	1.00	1.00	1.00	-	-	6	-	-	-	-
	2.00	2.00	2.00	-	-	-	-	-	-	-
	3.00	3.00	-	-	10	10	-	-	-	-
	4.00	-	-	-	-	-	-	-	-	-
WRD149	-	-	2.00	-	-	2	-	2	-	2
	-	3.00	3.00	-	3	3	-	3	3	3
	4.00	4.00	4.00	4	4	4	4	4	4	4
	6.00	6.00	6.00	6	6	6	6	6	6	6
WRD179	1/0	1/0	-	-	-	2	-	2/0	-	2
	1.00	1.00	1.00	-	3	3	1/0	1/0	-	3
	2.00	2.00	-	4	4	4	1	1	4	4
	3.00	-	-	6	6	6	2	2	6	6
WRD199	1/0	1/0	-	-	1	1	-	2/0	1	1
	1.00	1.00	1.00	2	2	2	1/0	1/0	2	2
	2.00	2.00	-	3	3	-	1	1	3	-
	3.00	-	-	4	4	-	2	2	4	-
WRD219	1/0	1/0	-	1/0	1/0	-	-	2/0	-	2/0
	1.00	1.00	-	1	1	-	1/0	1/0	1/0	1/0
	-	-	-	2	-	-	-	-	1	-
WRD259	-	2/0	-	-	2/0	-	2/0	2/0	2/0	2/0
	1/0	1/0	-	1/0	1/0	-	1/0	1/0	1/0	1/0
	1.00	-	-	1	-	-	-	-	-	-
WRD299	-	3/0	-	-	-	2	3/0	3/0	-	2
	2/0	2/0	-	-	3	3	2/0	-	-	3
	1/0	-	-	4	4	4	-	-	4	4
	-	-	-	6	6	6	-	-	6	6
WRD359	-	-	-	-	1/0	-	-	-	-	-
	4/0	4/0	-	1	1	1	266	266	1/0	1/0
	3/0	3/0	-	2	2	-	-	250	1	1
	-	-	-	3	3	-	4/0	4/0	2	2
	-	-	-	4	-	-	3/0	-	-	-
WRD369	4/0	4/0	-	1/0	1/0	1/0	266	266	1/0	1/0
	3/0	3/0	-	1	1	1	-	250	1	1
	2/0	-	-	2	2	2	4/0	4/0	2	2
	-	-	-	3	3	-	3/0	3/0	3	-
	-	-	-	4	4	-	-	-	4	-
WRD389	-	-	-	-	-	-	266	266	-	-
	4/0	4/0	-	-	3/0	-	-	250	3/0	3/0
	3/0	3/0	-	2/0	2/0	-	4/0	4/0	2/0	-
	-	-	-	1/0	-	-	3/0	-	-	-

COMPRESSION SPLICES

ASC-T SERIES

Dual Rated Aluminum

with Electro-Tin Plating

FEATURES

- Produced from high conductivity aluminum tubing.
- Center stop assures proper cable installation.
- Electro-tin plated for corrosion resistance.
- Color coded and marked with die index information.
- Pre-filled with oxide inhibitor and capped with color coded cap.
- Listed for 35kV maximum when properly installed to cable manufactures specifications.

SPECIFICATIONS

- cULus Listed for Wire Connector.
- UL486A/B Listed for Wire Connector.
- UL Listed to 35kV when properly installed to cable manufacturers specifications.
- Temperature Rating: 90 °C. AL9CU



PART #	CONDUCTOR (CODE) CLASS B,C	SPLICE OUTSIDE DIAMETER (OD) (IN)	SPLICE LENGTH (IN)	DIE COLOR CODE
ASC8T	8 AWG	0.30	1.38	Blue
ASC6T	6 AWG	0.34	1.63	Gray
ASC4T	4 AWG	0.44	2.00	Green
ASC2T	2 AWG	0.53	2.38	Pink
ASC1T	1 AWG	0.53	2.38	Gold
ASC1/0T	1/0 AWG	0.63	2.50	Tan
ASC2/0T	2/0 AWG	0.69	2.63	Olive
ASC3/0T	3/0 AWG	0.76	2.88	Ruby
ASC4/0T	4/0 AWG	0.84	3.13	White
ASC250T	250 MCM	0.92	3.25	Red
ASC300T	300 MCM	1.01	3.25	Blue
ASC350T	350 MCM	1.12	3.88	Brown
ASC400T	400 MCM	1.19	4.88	Green
ASC500T	500 MCM	1.32	5.00	Pink
ASC600T	600 MCM	1.44	5.13	Black
ASC750T	750 MCM	1.60	5.38	Yellow
ASC1000T	1000 MCM	1.83	5.98	Brown

COMPRESSION SPLICES

C SERIES

Long Barrel Copper

FEATURES

- Produced from high conductivity copper tubing.
- Serrations indicate proper crimp locations.
- Tin-plated to provide corrosion resistance.
- Marked with die index and color coded.
- Suitable for use at voltages up to 35kV provided connector is properly installed to cable manufacturer voltage stress relief instructions.

SPECIFICATIONS

- cULus Listed for Wire Connector.
- UL486A/B Listed for Wire Connector.
- For max ampacity, please consult current NEC manual.
- * CLASS B OR C BUILDING WIRE CU CABLE ONLY.
- Temperature Rating: 90 °C. 9CU
- Voltage: 600V.
- UL Listed to 35kV when properly installed to cable manufacturers specifications.
- 5kV is the maximum voltage in all bare splices.

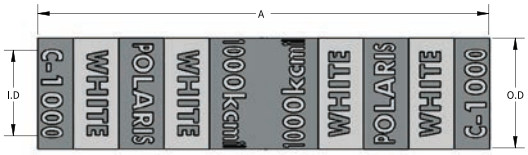

FLEXRATED

PART #	CONDUCTOR (CODE) CLASS B,C	CONDUCTOR (FLEX) CLASS G, H, I, K, M, DLO	SPLICE OUTSIDE DIAMETER (OD) (IN)	SPLICE LENGTH (IN)	DIE COLOR CODE
C-8	8 AWG	8 AWG	0.27	1.75	Red
C-6	6 AWG	6 AWG	0.30	1.75	Blue
C-4	4 AWG	-	0.34	1.75	Gray
C-3	3 AWG	4 AWG	0.38	1.90	White
C-2	2 AWG	-	0.42	1.90	Brown
C-1	1 AWG	2 AWG	0.47	2.20	Green
C-1/0	1/0 AWG	1 AWG	0.52	2.20	Pink
C-2/0	2/0 AWG	1/0 AWG	0.56	2.25	Black
C-3/0	3/0 AWG	2/0 AWG	0.62	2.25	Orange
C-4/0	4/0 AWG	3/0 AWG	0.69	2.75	Purple
C-250	250 MCM	4/0 AWG	0.75	3.25	Yellow
C-300	300 MCM	250 MCM	0.82	3.50	White
C-350	350 MCM	300 MCM	0.87	3.75	Red
C-400	400 MCM	350 MCM	0.95	3.75	Blue
C-500	500 MCM	373 MCM	1.06	4.25	Brown
C-600	600 MCM	444 MCM	1.19	4.50	Green
C-750	750 MCM	600/646 MCM	1.31	4.75	Black
C-1000	1000 MCM	777 MCM	1.53	6.12	White

COMPRESSION SPLICES

SC SERIES

Short Barrel Copper

FEATURES

- Produced from high conductivity copper tubing.
- Serrations indicate proper crimp locations.
- Tin-plated to provide corrosion resistance.
- Marked with die index and color coded.
- Suitable for use at voltages up to 35kV provided connector is properly installed to cable manufacturer voltage stress relief instructions.

SPECIFICATIONS

- cULus Listed for Wire Connector.
- UL486A/B Listed for Wire Connector.
- For max ampacity, please consult current NEC manual.
- * CLASS B OR C BUILDING WIRE CU CABLE ONLY.
- Temperature Rating: 90 °C. 9CU
- Voltage: 600V.
- UL Listed to 35kV when properly installed to cable manufacturers specifications.
- 5kV is the maximum voltage in all bare splices.

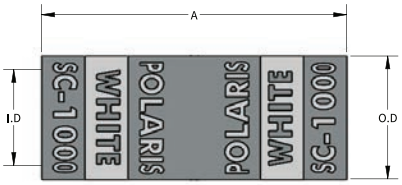

FLEXRATED

PART #	CONDUCTOR (CODE) CLASS B,C	CONDUCTOR (FLEX) CLASS G, H, I, K, M, DLO	SPLICE OUTSIDE DIAMETER (OD) (IN)	SPLICE LENGTH (IN)	DIE COLOR CODE
SC-8	8 AWG	8 AWG	0.27	0.90	Red
SC-6	6 AWG	6 AWG	0.30	1.00	Blue
SC-4	4 AWG	-	0.34	1.00	Gray
SC-3	3 AWG	4 AWG	0.38	1.25	White
SC-2	2 AWG	-	0.42	1.25	Brown
SC-1	1 AWG	2 AWG	0.47	1.80	Green
SC-1/0	1/0 AWG	1 AWG	0.52	1.60	Pink
SC-2/0	2/0 AWG	1/0 AWG	0.56	1.75	Black
SC-3/0	3/0 AWG	2/0 AWG	0.62	1.75	Orange
SC-4/0	4/0 AWG	3/0 AWG	0.69	1.90	Purple
SC-250	250 MCM	4/0 AWG	0.75	2.00	Yellow
SC-300	300 MCM	250 MCM	0.82	2.10	White
SC-350	350 MCM	300 MCM	0.87	2.10	Red
SC-400	400 MCM	350 MCM	0.95	2.30	Blue
SC-500	500 MCM	373 MCM	1.06	2.50	Brown
SC-600	600 MCM	444 MCM	1.19	2.50	Green
SC-750	750 MCM	600/646 MCM	1.31	3.20	Black

COMPRESSION SPLICES

SC-B SERIES

Short Barrel Copper

with Bell End

FEATURES

- Produced from high conductivity copper tubing.
- Serrations indicate proper crimp locations.
- Tin-plated to provide corrosion resistance.
- Marked with die index and color coded.
- Suitable for use at voltages up to 35kV provided connector is properly installed to cable manufacturer voltage stress relief instructions.

SPECIFICATIONS

- UL 468A/B Listed Wire Connector.
- cULus Listed E155027.
- For max ampacity, please consult current NEC manual.
- Temperature Rating: 90 °C. 9CU.
- Voltage: 600V
- UL Listed to 35kV when properly installed to cable manufacturers specifications.
- For copper cables only.

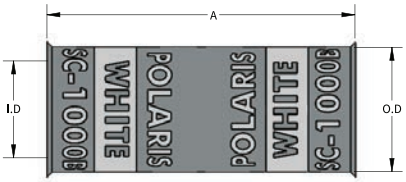

FLEXRATED

PART #	CONDUCTOR (CODE) CLASS B,C	CONDUCTOR (FLEX) CLASS G, H, I, K, M, DLO	SPLICE OUTSIDE DIAMETER (OD) (IN)	SPLICE LENGTH (IN)	DIE COLOR CODE
SC-1B	1 AWG	2 AWG	0.47	1.80	Green
SC-1/0B	1/0 AWG	1 AWG	0.52	1.60	Pink
SC-2/0B	2/0 AWG	1/0 AWG	0.56	1.75	Black
SC-3/0B	3/0 AWG	2/0 AWG	0.62	1.75	Orange
SC-4/0B	4/0 AWG	3/0 AWG	0.69	1.90	Purple
SC-300B	300 MCM	250 MCM	0.82	2.10	White

COMPRESSION SLEEVES

ISE SERIES

Dual Rated Insulated Service Entrance



FEATURES

- Pre-insulated service entrance compression sleeves for fast and easy installation with standard tools and dies.
- For combinations of aluminum-aluminum and aluminum-copper conductors.
- Solid center barrier.

SPECIFICATIONS

- Meets or exceeds ANSI C119.4.
- Voltage: 600V max.
- For max ampacity, please consult current NEC manual.

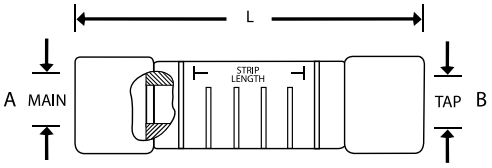

PART #	DIE SIZE (IN)	TOOL	ACSR	AWG (*COMPACT)	COLOR CODE	ACSR2	AWG	COLOR CODE	LENGTH (IN)
ISE61	5/8	OD581	–	8 STR-6 SOL	Green	–	8 STR-6 SOL	Green	2.78
ISE62	5/8	OD581	6.00	6 STR-4 SOL	Blue	–	10 STR-8 SOL	Brown	2.78
ISE63	5/8	OD581	6.00	6 STR-4 SOL	Blue	–	8 STR-6 SOL	Green	2.78
ISE64	5/8	OD581	6.00	6 STR-4 SOL	Blue	6	6 STR-4 SOL	Blue	2.78
ISE65	5/8	OD581	4.00	3-4 STR-2 SOL	Orange	–	10 STR-8 SOL	Brown	2.78
ISE66	5/8	OD581	4.00	3-4 STR-2 SOL	Orange	–	8 STR-6 SOL	Green	2.78
ISE67	5/8	OD581	4.00	3-4 STR-2 SOL	Orange	6	6 STR-4 SOL	Blue	2.78
ISE68	5/8	OD581	4.00	3-4 STR-2 SOL	Orange	4	3-4 STR-2 SOL	Orange	2.78
ISE71	5/8	OD581	2.00	1-2 STR	Red	6	6 STR-4 SOL	Blue	2.78
ISE72	5/8	OD581	2.00	1-2 STR	Red	4	3-4 STR-2 SOL	Orange	2.78
ISE73	5/8	OD581	2.00	1-2 STR	Red	2	1-2 STR	Red	2.78
ISE76	5/8	OD581	36526.00	36526	Yellow	4	3-4 STR-2 SOL	Orange	2.78
ISE77	5/8	OD581	36526.00	36526	Yellow	2	1-2 STR	Red	2.78
ISE78	5/8	OD581	36526.00	36526	Yellow	–	1/0 STR	Yellow	2.78
ISE135	0.840	OD581+BY377C	36526.00	1/0, 2/0 STR*	Yellow	2	1-2 STR	Red	5.50
ISE136	0.840	OD581+BY377C	36526.00	1/0, 2/0 STR*	Yellow	36526	1/0 STR, 2/0 COM	Yellow	5.50
ISE144	0.840	OD581+BY377C	36557.00	2/0, 3/0 STR*	Gray	4	3-4 STR-2 SOL	Orange	5.50
ISE145	0.840	OD581+BY377C	36557.00	2/0, 3/0 STR*	Gray	2	1-2 STR	Red	5.50
ISE146	0.840	OD581+BY377C	36557.00	2/0, 3/0 STR*	Gray	36526	1/0 STR, 2/0 COM	Yellow	5.50
ISE147	0.840	OD581+BY377C	36557.00	2/0, 3/0 STR*	Gray	36557	2/0 STR, 3/0 COM	Gray	5.50
ISE154	0.840	OD581+BY377C	36586.00	3/0, 4/0 STR*	Black	4	3-4 STR, 2 SOL	Orange	5.50
ISE155	0.840	OD581+BY377C	36586.00	3/0, 4/0 STR*	Black	2	1-2 STR	Red	5.50
ISE156	0.840	OD581+BY377C	36586.00	3/0, 4/0 STR*	Black	36526	1/0 STR, 2/0 COM	Yellow	5.50
ISE158	0.840	OD581+BY377C	36586.00	3/0, 4/0 STR*	Black	36586	3/0 STR, 4/0 COM	Black	5.50
ISE164	0.840	OD581+BY377C	36617.00	4/0 STR	Pink	4	3-4 STR-2 SOL	Orange	5.50
ISE165	0.840	OD581+BY377C	36617.00	4/0 STR	Pink	2	1-2 STR	Red	5.50
ISE167	0.840	OD581+BY377C	36617.00	4/0 STR	Pink	36557	2/0 STR, 3/0 COM	Gray	5.50
ISE168	0.840	OD581+BY377C	36617.00	4/0 STR	Pink	36586	3/0 STR, 4/0 COM	Black	5.50
ISE169	0.840	OD581+BY377C	36617.00	4/0 STR	Pink	36617	4/0 STR	Pink	5.50

COMPRESSION COVERS

C SERIES

Dual Rated Insulated

FEATURES

- Hinged polyurethane cover for easy installation of WRD series tap connectors.
- Eliminates taping.
- Drain ports prevent accumulation of moisture.
- Ultraviolet stabilized.
- Cover has 600V max rating.

PART #	CAPACITY	MATERIAL
C2	All 5/8" OD. Sleeve 2" long or less	Polyurethane
C5	All "O" die taps 1 3/4" long or less	Polyurethane
C7	All "D" die taps 2 1/2" long or less	Polyurethane

LEARN ABOUT ALL OF OUR

CONNECTIVITY SOLUTIONS FOR DATA CENTERS

POLARIS®

COMPRESSION CONNECTORS

POWER CONNECTORS

SCAN
For installation instructions

©2026 NSI Industries
POL_TermLugs_CMP_ProdSheet
0326

NSI INDUSTRIES
800.321.5847
NSIINDUSTRIES.COM